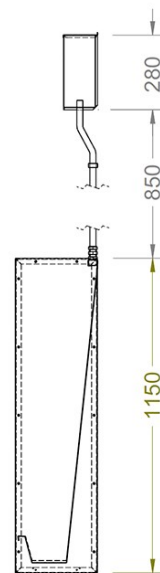

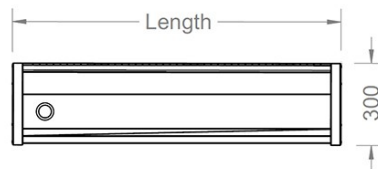


Floor Recessed Slab Urinal

Product Code : SSP-FRS



Manufactured from 1.2mm thick stainless steel with a satin finish. Polished flat end panels suitable for wall fixing or exposed installation. The trough is designed to be recessed into the floor.

Length

The urinal is available to order online in five standard lengths: 1200 mm, 1500 mm, 1800 mm, 2100 mm, and 2400 mm. The urinal can also be manufactured in one piece in any size up to and including 3300mm.

Waste Outlet

The urinals are supplied with a 38 mm (1.5") BSP dome grated waste fitting positioned left, right, or centrally

Flushing System

All urinals are fitted with a vandal resistant sparge pipe. The sparge pipe connection to the flushpipe is top entry for an exposed surface mounted cistern or can be supplied with a back entry connection for a concealed duct mounted cistern.

Cistern & Flushpipe

The urinals are supplied with a stainless steel automatic flushing cistern. Each cistern is complete with lid, syphon and petcock.

Specials

The urinals can be supplied as two or more separate units with their own wastes and cisterns for lengths in excess of 3300mm, or for corner installations. Cover trims and / or corner cappings are supplied with these urinals.

WASHWARE ESSENTIALS LTD

Kestrel Court, Harbour Road, Portishead, Bristol BS20 7AN, Phone: 01275 390603
 Web: www.washwareessentials.co.uk E-mail: enquiries@washwareessentials.co.uk