



Solid Surface Nursery Wash Trough

Wall Mounted



Sit-on Vanity Mounted



Base unit by others

Product Code SSWN

The wall mounted nursery school solid surface wash troughs have been designed specifically for younger children and have a shorter projection of 325mm. This enables an easier reach to the taps. They are also suitable for older users where space is limited. The strength and durability of the solid surface material make these wash troughs an ideal solution for nursery schools, preschools, and other public wash room applications.

Styles

Wall mounted design with wall brackets and removable 150mm front fascia.

Sit-on vanity mounted design without front fascia (for mounting on vanity unit by others).

Details

325mm shorter projection.

Taplanding design for deck mounted taps.

Centre 38mm waste fitting.

Standard lengths: 1200, 1500, 1800, 2400 and 3000mm or made to measure up to 3000mm.

Smooth hygienic non-porous material which inhibits the growth of mold.

Standard colour is Alpine White. Wall mounted models can be ordered with a fascia panel in a contrasting colour to the trough.

Installation

Wall mounted units are supplied complete with wall brackets for the trough to sit on. The trough has a waterproof plywood panel bonded to the underside to allow fixing to the brackets. Due to the weight of these products adequate wall fixings points will be required.

Sit-on vanity unit mounted units will require suitable support underneath the trough along the whole length.

Taps

The solid surface nursery style wash troughs can be supplied with or without taps.

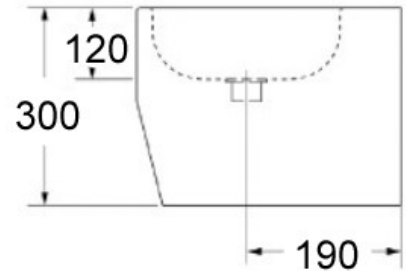
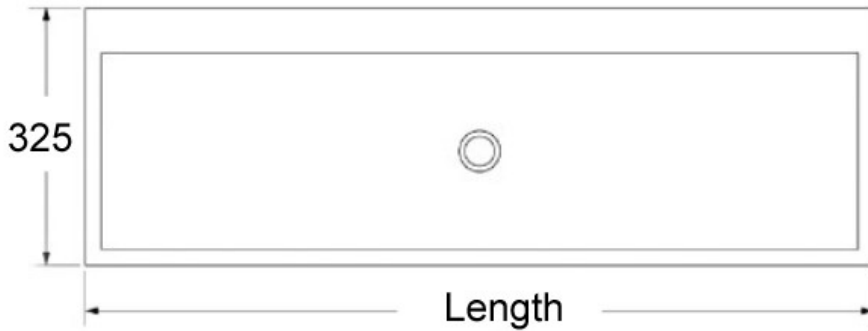
Colours

Front fascia panels can be chosen in a contrasting colour to the wash trough. (Sit-on vanity unit mounted wash troughs do not have a front fascia panel).

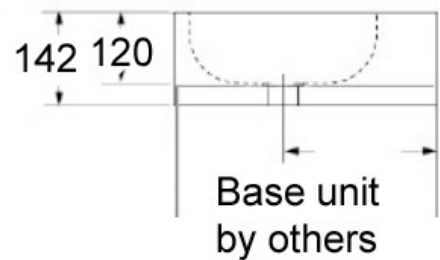



Solid Surface Nursery Wash Trough

Wall mounted




Sit-on vanity mounted



Concealed Wall Brackets

Concealed wall brackets for the wall mounted model.



HI-MACS® is made from a blend of 75% natural minerals and pigments set in an acrylic polymer matrix which inhibits the growth of bacteria and mold.

HI-MACS® has an eco-friendly non-porous surface with high resistance to everyday stains, scratches and heat. Durability is similar to that of natural stone. It is a renewable material and can be recycled at the end of its lifespan. Due to its superior quality and affordability HI-MACS® offers a better alternative than similar products such as other solid surfaces materials, plastic laminate, granite, synthetic stone and tile.

The solid surface wash troughs can also be manufactured in Corian material. The Corian solid surface material is manufactured by DuPont and is also a blend of natural minerals, pigments and acrylic polymer.